

2015 Summit Health Community Health Needs Assessment

The purpose of the Community Health Needs Assessment (CHNA) is to identify the strengths, gaps, and opportunities in meeting the health and health care needs of individuals in our community.

Working with the Healthy Franklin County Collaborative and various other community partners, our goal is to improve the health and health care needs of our neighbors.

Access to Health Services

Source: 2015 CHNA Summary Report

Has health insurance



Has dental insurance



Has a personal physician



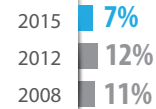
Visited doctor for routine check-up in past year



Visited dentist for routine check-up in past year



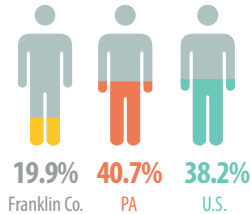
Did not receive health care because of cost



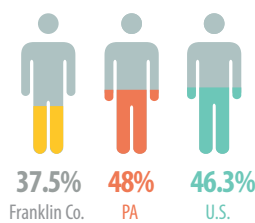
Education

Source: 2015 CHNA Summary Report

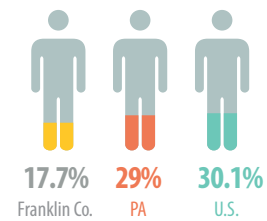
Men ages 18-24 enrolled in college



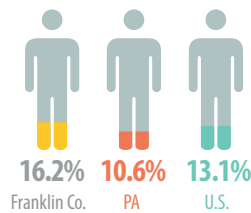
Women ages 18-24 enrolled in college



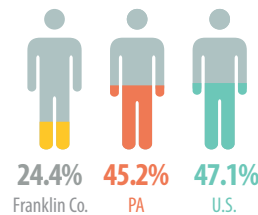
Individuals with a bachelor's degree or higher



Individuals with no high school diploma



3- and 4-year-olds enrolled in pre-school



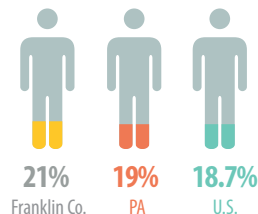
Mental Health

Sources: 2015 CHNA Summary Report, 2015 EpiQMS

Suicide death rate (per 100,000 population)



Individuals with depressive disorder



Has a depressive disorder



Has an anxiety disorder



Reported depressive symptoms in last 2 weeks




Clinical Preventive Services

Top 5 Preventable Conditions in Franklin County

Sources: 2015 CHNA Summary Report, 2015 EpiQMS

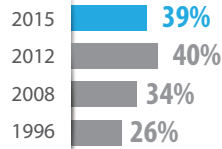
#1 Heart Disease

Heart disease death rate
(per 100,000 population)



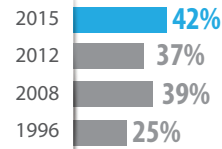
#2 High Blood Pressure

% of adults with high blood pressure




#3 High Blood Cholesterol

% of adults with high blood cholesterol



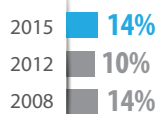
#4 Stroke

Stroke death rate
(per 100,000 population)



#5 Diabetes

Respondent is diabetic



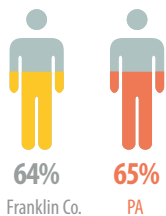
Diabetes death rate
(per 100,000 population)



Obesity, Physical Activity, & Nutrition

Sources: 2015 CHNA Summary Report, PA Bureau of Community Health Systems

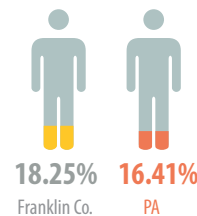
Body Mass Index (2015)
BMI Overweight & Obese



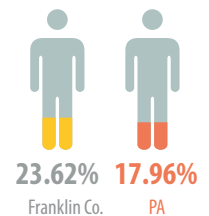
Body Mass Index (2015)
BMI Overweight & Obese



BMI greater than 95%
(Grades K-6)



BMI greater than 95%
(Grades 7-12)



Participated in physical activity in past month



Exercised for 30 minutes, 5 days per week



Consumed 3 servings of vegetables daily

